



# JAINAM

FERRO ALLOYS INDIA LIMITED

REF: JFAL/NSE/2021/9

Date: 08.01.2022

To,

The Listing Department,  
The National Stock Exchange Limited,  
Exchange Plaza, Bandra Kurla Complex,  
Bandra (E), MUMBAI – 400051  
NSE Symbol: JAINAM

Dear Sirs,

**Sub: Submissions of Disclosure under Regulation 31(1)(a) of SEBI (LODR) Regulation, 2015**

**Ref: NSE Symbol: JAINAM**


Please find attached herewith the Disclosure required under Regulation 31(1)(a) of SEBI (LODR) Regulation, 2015.

Kindly take the above documents on record.

Thanking you,

Yours faithfully,

FOR, JAINAM FERRO ALLOYS (I) LIMITED



ARCHIT PARAKH  
MANAGING DIRECTOR

Encl: As above

<b>Shareholding pattern under regulation 31 of SEBI (Listing Obligation and Disclosure Requirement) 2015</b>			
1	Name of Listed Entity:	Jainam Ferro Alloys (I) Limited	
2	Scrip Code/Name of Scrip/Class of Security:	NSE-JAINAM, EQUITY	
3	Share Holding Pattern Filed under	31a	
4	Share Holding Pattern as on	06-Oct-2021	
5	<b>Declaration:</b> The Listed entity is required to submit the following declaration to the extent of submission of information:-		
S. No.	Particulars	Yes/No	
1	Whether the Listed Entity has issued any partly paid up shares?	No	
2	Whether the Listed Entity has issued any Convertible Securities?	No	
3	Whether the Listed Entity has any shares against which depository receipts are issued?	No	
4	Whether the Listed Entity has any shares in locked-in?	Yes	Promoter and Promoter Group
5	Whether any shares held by promoters are pledge or otherwise encumbered?	No	
6	Whether the Listed Entity has issued any differential Voting Rights?	No	
7	Whether the Listed Entity has issued any Warrants ?	No	
8	Whether the listed entity has any significant beneficial owner?	No	




Table I - Summary Statement holding of specified securities

Category (I)	Category of shareholder (II)	Nos. of shareholders (III)	No. of fully paid up equity shares (IV)	No. of Partly paid-up equity shares (V)	No. of shares underlying Depository Receipts (VI)	Total nos. shares held (VII) = (IV)+(V)+(VI)	Shareholding as a % of (VIII) = per 1957 (VIII) As a % (A+B+C2)	Number of Voting Rights held in each class of securities (IX)			No. of Shares Underlying (X)	Shareholding, as a % assuming full of convertible securities (as percentage of diluted share capital) (XI) = (VII)+(X) As a % of (A+B+C2)	Number of Locked in shares (XII)		Number of Shares pledged or otherwise encumbered (XIII)		Number of equity shares held in dematerialized form (XIV)	
								No of Voting Rights					Total as a % of (A+B+C)	No. (a)	As a % of total Shares held (b)	No. (a)		As a % of total Shares held (b)
								Class eg: X	Class eg: Y	Total								
A	Promoter & Promoter Group	21	7759200	0	0	7759200	73.47	7759200	0	7759200	73.47	0	73.47	7759200	100			7759200
B	Public	756	2802000	0	0	2802000	26.53	2802000	0	2802000	26.53	0	26.53		0			2802000
C	Non Promoter-Non Public	0	0	0	0	0	0	0	0	0	0	0	0	0	0	0	0	0
C1	Shares underlying DRs	0	0	0	0	0	0	0	0	0	0	0	0	0	0	0	0	0
C2	Shares held by Employee Trusts	0	0	0	0	0	0	0	0	0	0	0	0	0	0	0	0	0
	Total	777	10561200	0	0	10561200	100	10561200	0	10561200	100	0	100	7759200	73.47			10561200




Table II - Statement showing shareholding pattern of the Promoter and Promoter Group

Category & Name of the Shareholders (i)	PAN (ii)	No. of shares held (iii)	No. of fully paid up equity shares held (iv)	Partly paid-up equity shares held (v)	Nos. of shares underlying Depository Receipts (vi)	Total shares held (vii) = IV+V+VI	Shareholding % calculated as per SCRR, 1957 (viii)	Number of Voting Rights held in each class of securities (ix)			Total as a % of Total Voting rights	No. of Shares Outstanding convertible securities (including Warrants) (x)	Shareholding, as assumed full conversion of convertible securities as a percentage of share capital (xi) = (vii)+(x) % of A+B+C2	Number of Locked In shares (xii)		Number of Shares pledged or otherwise encumbered (xiii)		Number of equity shares in dematerialized form (xiv)
								Class X	Class Y	Total				No. (a)	As a % of total Shares held (b)	No. (a)	As a % of total shares held (b)	
1	Indian	0	0	0	0	0	0	0	0	0	0	0	0	0	0	0	0	0
a	Individuals/Hindu undivided Family	2	3091200	0	0	3091200	29.27	3091200	0	3091200	29.27	0	29.27	3091200	100			3091200
	ARCHIT PARAKH	1	156000	0	0	156000	1.48	156000	0	156000	1.48	0	1.48	156000	100			156000
	ADITYA PARAKH	1	2935200	0	0	2935200	27.79	2935200	0	2935200	27.79	0	27.79	2935200	100			2935200
b	Central Government/ State Government(s)	0	0	0	0	0	0	0	0	0	0	0	0	0	0			0
c	Financial Institutions/ Banks	0	0	0	0	0	0	0	0	0	0	0	0	0	0			0
d	Any Other (specify)	19	4668000	0	0	4668000	44.2	4668000	0	4668000	44.2	0	44.2	4668000	100			4668000
	Director or Director's Relatives	19	4668000	0	0	4668000	44.2	4668000	0	4668000	44.2	0	44.2	4668000	100			4668000
	Sub-Total (A)(1)	21	7759200	0	0	7759200	73.47	7759200	0	7759200	73.47	0	73.47	7759200	100			7759200
2	Foreign	0	0	0	0	0	0	0	0	0	0	0	0	0	0			0
a	Individuals (Non-Resident Individuals/	0	0	0	0	0	0	0	0	0	0	0	0	0	0			0



	Foreign Individuals)																	
b	Government	0	0	0	0	0	0	0	0	0	0	0	0	0	0	0		0
c	Institutions	0	0	0	0	0	0	0	0	0	0	0	0	0	0	0		0
d	Foreign Portfolio Investor	0	0	0	0	0	0	0	0	0	0	0	0	0	0	0		0
e	Any Other (specify)	0	0	0	0	0	0	0	0	0	0	0	0	0	0	0		0
	Sub-Total (A)(2)	0	0	0	0	0	0	0	0	0	0	0	0	0	0	0		0
	Total Shareholding of Promoter and Promoter Group (A)= (A)(1)+(A)(2)	21	7759200	0	0	7759200	73.47	7759200	0	7759200	73.47	0	73.47	7759200	100		7759200	
	AJAY PARAKH	1	144000	0	0	144000	1.36	144000	0	144000	1.36	0	1.36	144000	100		144000	
	ANIL PARAKH HUF	1	2064000	0	0	2064000	19.54	2064000	0	2064000	19.54	0	19.54	2064000	100		2064000	
	MANGILAL PARAKH HUF	1	144000	0	0	144000	1.36	144000	0	144000	1.36	0	1.36	144000	100		144000	
	SANJAY PARAKH HUF	1	144000	0	0	144000	1.36	144000	0	144000	1.36	0	1.36	144000	100		144000	
	SUNIL PARAKH HUF	1	144000	0	0	144000	1.36	144000	0	144000	1.36	0	1.36	144000	100		144000	
	AJAY PARAKH HUF	1	144000	0	0	144000	1.36	144000	0	144000	1.36	0	1.36	144000	100		144000	
	SUNIL PARAKH	1	144000	0	0	144000	1.36	144000	0	144000	1.36	0	1.36	144000	100		144000	
	MANGILAL PARAKH	1	144000	0	0	144000	1.36	144000	0	144000	1.36	0	1.36	144000	100		144000	
	NAMITA PARAKH	1	144000	0	0	144000	1.36	144000	0	144000	1.36	0	1.36	144000	100		144000	
	NAMITA PARAKH	1	144000	0	0	144000	1.36	144000	0	144000	1.36	0	1.36	144000	100		144000	
	SANJAY PARAKH	1	144000	0	0	144000	1.36	144000	0	144000	1.36	0	1.36	144000	100		144000	
	RITA PARAKH	1	144000	0	0	144000	1.36	144000	0	144000	1.36	0	1.36	144000	100		144000	
	VEENA PARAKH	1	144000	0	0	144000	1.36	144000	0	144000	1.36	0	1.36	144000	100		144000	
	SHUBHRA PARAKH	1	144000	0	0	144000	1.36	144000	0	144000	1.36	0	1.36	144000	100		144000	
	ANKIT PARAKH	1	144000	0	0	144000	1.36	144000	0	144000	1.36	0	1.36	144000	100		144000	



ARPIT PARAKH	1	156000	0	0	156000	1.48	156000	0	156000	1.48	0	1.48	156000	100			156000
ABHAY PARAKH	1	144000	0	0	144000	1.36	144000	0	144000	1.36	0	1.36	144000	100			144000
KRITIKA PARAKH	1	144000	0	0	144000	1.36	144000	0	144000	1.36	0	1.36	144000	100			144000
AYUSHI PARAKH	1	144000	0	0	144000	1.36	144000	0	144000	1.36	0	1.36	144000	100			144000




Table III - Statement showing shareholding pattern of the Public shareholder

	Category & Name of the Shareholders (I)	PAN (II)	No. of shares held (III)	No. of fully paid up shares held (IV)	Partly paid-up equity shares held (V)	Nos. of shares underlying Depository Receipts (VI)	Total nos. shares held VII = IV+V+VI	Shareholding % calculated as per SCRR, 1957 As a % of (A+B+C2) VIII	Number of Voting Rights held in each class of securities (IX)			No. of Shares Underlying Outstanding convertible securities (including Warrants) (X)	Total shareholding, as a % assuming full conversion of convertible securities (as a percentage of diluted)	Number of Locked in shares (XII)		Number of Shares pledged or otherwise encumbered (XIII)		Number of equity shares held in dematerialized form (XIV)	
									No of Voting Rights					Total as a % of Total Voting rights	No. (a)	As a % of total Shares held (b)	No. (Not applicable) (a)		As a % of total shares held (Not applicable) (b)
									Class X	Class Y	Total								
l	Institutions		0	0	0	0	0	0	0	0	0	0	0	0	0	0	0	0	
a	Mutual Funds/		0	0	0	0	0	0	0	0	0	0	0	0	0	0	0	0	
b	Venture Capital Funds		0	0	0	0	0	0	0	0	0	0	0	0	0	0	0	0	
c	Alternate Investment Funds		0	0	0	0	0	0	0	0	0	0	0	0	0	0	0	0	
d	Foreign Venture Capital Investors		0	0	0	0	0	0	0	0	0	0	0	0	0	0	0	0	
e	Foreign Portfolio Investors		0	0	0	0	0	0	0	0	0	0	0	0	0	0	0	0	
f	Financial Institutions/ Banks		0	0	0	0	0	0	0	0	0	0	0	0	0	0	0	0	
g	Insurance Companies		0	0	0	0	0	0	0	0	0	0	0	0	0	0	0	0	
h	Provident Funds/ Pension Funds		0	0	0	0	0	0	0	0	0	0	0	0	0	0	0	0	
i	Any Other (specify)		0	0	0	0	0	0	0	0	0	0	0	0	0	0	0	0	



	Sub-Total (B)(1)	0	0	0	0	0	0	0	0	0	0	0	0	0	0	0	0	0
2	Central Government/ State Government(s) )/ President of India	0	0	0	0	0	0	0	0	0	0	0	0	0	0	0	0	0
	Sub-Total (B)(2)	0	0	0	0	0	0	0	0	0	0	0	0	0	0	0	0	0
3	Non- institutions	0	0	0	0	0	0	0	0	0	0	0	0	0	0	0	0	0
a	Individuals -	684	2220000	0	0	2220000	21.02	2220000	0	2220000	21.02	0	21.02	0	0	0	0	2220000
i	Individual shareholders holding nominal share capital up to Rs. 2 lakhs.	671	1518000	0	0	1518000	14.37	1518000	0	1518000	14.37	0	14.37	0	0	0	0	1518000
ii	Individual shareholders holding nominal share capital in excess of Rs. 2 lakhs.	13	702000	0	0	702000	6.65	702000	0	702000	6.65	0	6.65	0	0	0	0	702000
	NARESH KUMAR BHARGAVA	1	126000	0	0	126000	1.19	126000	0	126000	1.19	0	1.19	0	0	0	0	126000
	PRAVINKU MAR DEVICHAN D JAIN	1	124000	0	0	124000	1.17	124000	0	124000	1.17	0	1.17	0	0	0	0	124000
	VINOD KUMAR LODHA	1	124000	0	0	124000	1.17	124000	0	124000	1.17	0	1.17	0	0	0	0	124000
b	NBFCs	0	0	0	0	0	0	0	0	0	0	0	0	0	0	0	0	0





-	registered with RBI																	
c	Employee Trusts	0	0	0	0	0	0	0	0	0	0	0	0	0	0	0	0	0
d	Overseas Depositories (holding DRs) (balancing figure)	0	0	0	0	0	0	0	0	0	0	0	0	0	0	0	0	0
e	Any Other (specify)	72	582000	0	0	582000	5.51	582000	0	582000	5.51	0	5.51	0	0	0	582000	
	Bodies Corporate	9	358000	0	0	358000	3.39	358000	0	358000	3.39	0	3.39	0	0	0	358000	
	HUF	55	206000	0	0	206000	1.95	206000	0	206000	1.95	0	1.95	0	0	0	206000	
	Non-Resident Indian (NRI)	8	18000	0	0	18000	0.17	18000	0	18000	0.17	0	0.17	0	0	0	18000	
	Sub-Total (B)(3)	756	2802000	0	0	2802000	26.53	2802000	0	2802000	26.53	0	26.53	0	0	0	2802000	
	Total Public Shareholding (B)= (B)(1)+(B)(2)+(B)(3)	756	2802000	0	0	2802000	26.53	2802000	0	2802000	26.53	0	26.53	0	0	0	2802000	
	HEM FINLEASE PRIVATE MILITED	1	150000	0	0	150000	1.42	150000	0	150000	1.42	0	1.42	0	0	0	150000	



Table IV - Statement showing shareholding pattern of the Non Promoter- Non Public shareholder

Category & Name of the Shareholders (i)	PAN (ii)	No. of shares older (iii)	No. of fully paid up equity shares held (iv)	Partly paid-up equity shares held (v)	Nos. of shares underlying Depository Receipts (vi)	Total no. shares held (VII = IV+V+VI)	Shareholding % calculated as per SCRR, 1957 (VIII)	Number of Voting Rights held in each class of securities (IX)			No. of Shares Underlying Outstanding convertible securities (including Warrants) (X)	Total shareholding as a % assuming full conversion of convertible securities (as a percentage of diluted share capital) (XI)	Number of Locked in shares (XII)		Number of Shares pledged or otherwise encumbered (XIII)		Number of equity shares held in dematerialized form (XIV) (Not Applicable)
								Class X	Class Y	Total			No.	As a % of total Shares held	No. (Not applicable)	As a % of total shares held (Not applicable)	
1 Custodian/DR Holder		0	0	0	0	0	0	0	0	0	0	0	0	0	0	0	0
2 Employee Benefit Trust (under SEBI (Share based Employee Benefit) Regulations, 2014)		0	0	0	0	0	0	0	0	0	0	0	0	0	0	0	0
Total Non-Promoter-Non Public Shareholding (C)= (C)(1)+(C)(2)		0	0	0	0	0	0	0	0	0	0	0	0	0	0	0	0



Table V - Statement showing shareholding pattern of the Significant Beneficiary Owner (SBO)

Name	PAN	Passport No. in case of a foreign national	Nationality	Details of holding/ exercise of right of the SBO in the reporting company, whether direct or indirect*					Date of creation / acquisition of significant beneficial interest
				Shares	Voting rights	Rights on distributable dividend or any other distribution	Exercise of control	Exercise of significant influence	

Table II- Unclaim Details

<b>Details of Shares which remain unclaimed may be given here along with details such as number of shareholders, outstanding shares held in demat/unclaimed suspense account, voting rights which are frozen etc.</b>	
No. of shareholders	No of share held

Table III- Unclaim Details

<b>Details of Shares which remain unclaimed may be given here along with details such as number of shareholders, outstanding shares held in demat/unclaimed suspense account, voting rights which are frozen etc.</b>	
No. of shareholders	No of share held

Table III- Person in Concert

<b>Details of the shareholders acting as persons in Concert including their Shareholding</b>			
Name of shareholder	Name of PAC	No. of share	Holding %

